

**Chestnut Road  
Raynes Park, SW20 8ED**

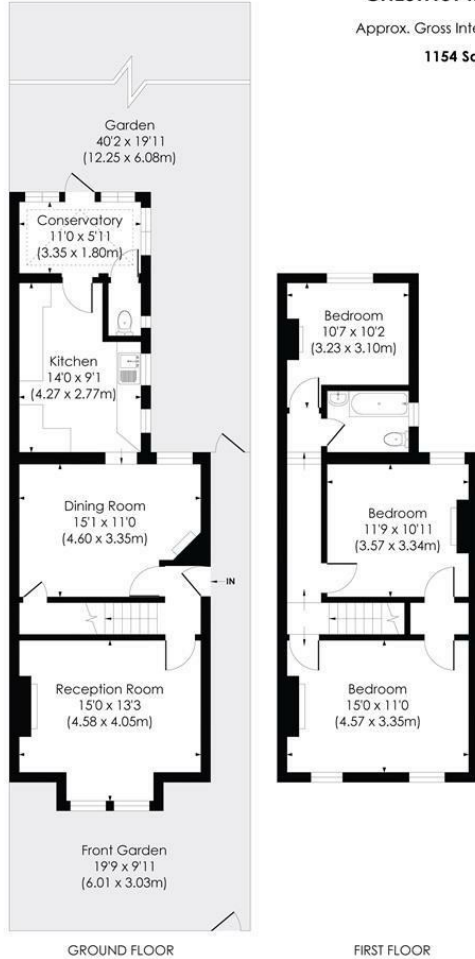
**£875,000 Freehold**



**\*\* FULL DETAILS COMING SOON - PLEASE EMAIL TO LOG YOUR INTEREST\*\*** This attractive, "brick fronted" **THREE DOUBLE BEDROOM** Victorian Detached house has a superb West facing garden, side access and offers exceptional potential to finish and extend (s.t.p.p) to an incoming purchasers desired taste. Located on desirable tree lined road of the "Apostles", in easy access to both Raynes Park and Wimbledon Chase Stations and within the Admissions Priority Area for highly regarded Wimbledon Chase Primary School.

**CHESTNUT ROAD, SW20**

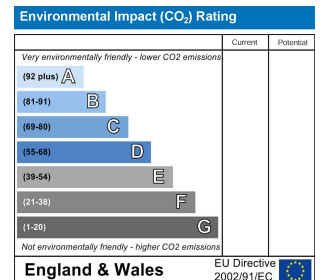
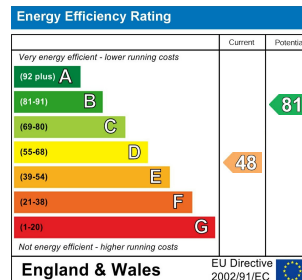
Approx. Gross Internal Floor Area  
**1154 Sq. ft/107.2 Sq. m**



© Pixangle Property Marketing Ltd. info@pixangle.com Tel: 0208 870 2118

**pixangle** PROPERTY MARKETING  
 This floor plan has been prepared for the purpose of illustration only in accordance with the latest BS3 code of measuring practice and is not to scale. All measurements and areas are approximate and whilst every effort has been made to ensure the accuracy of the plan contained here, no responsibility is taken for any error, omission or misstatement.

- Three Double Bedroom
- Detached House
- Large West Facing Garden
- Potential to Extend S.T.P.P
- Wimbledon Chase Primary School A.P.A
- 0.4 Miles to Wimbledon Chase Station
- 0.5 Miles to Raynes Park Station
- No Onward Chain
- EPC - TBC
- Council Tax Band - D



**For Free Mortgage Quote and Best Mortgage Rates, call Ellisons Mortgage Advisor on 0208 944 9595**



Although these particulars are believed to be correct, their accuracy is not guaranteed and they do not form part of any contract.

**Celebrating 30 years of successful Sales and Lettings in Merton**

